


## Lesson 16 = Resource Sheet (a)


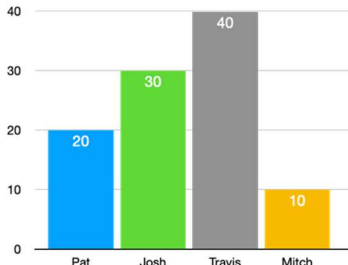
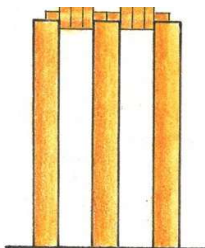

1. In column 2 colour the short **vowels** in **orange** and the short **consonant digraphs** in **magenta**.
2. Draw or paste a matching picture in 3.

	2	3
shot		
smashed		
quilt	quilt	
graphs		

## Lesson 16 - Resource Sheet (b)

In column 2 write/colour words that have 2 short **vowels**.

In column 3 write /colour words that end with a short **consonant digraph**.

	2	3										
<p>munching</p> 												
<p>graph</p>  <table><tr><th>Player</th><th>Score</th></tr><tr><td>Pat</td><td>20</td></tr><tr><td>Josh</td><td>30</td></tr><tr><td>Travis</td><td>40</td></tr><tr><td>Mitch</td><td>10</td></tr></table>	Player	Score	Pat	20	Josh	30	Travis	40	Mitch	10		
Player	Score											
Pat	20											
Josh	30											
Travis	40											
Mitch	10											
<p>wicket</p> 												
<p>cricket</p> 	<p>cricket</p>											