


Lesson 16 = Resource Sheet (a)

1. In column 2 colour the short **vowels** in **orange** and the **consonant digraphs** in **magenta**.
2. Draw or paste a matching picture in 3.

	2	3
shot		
smashed		
quilt	quilt	
graphs		

Lesson 16 - Resource Sheet (b)

In column 2 write/colour words that have 2 short vowels.

In column 3 write /colour words that end with a consonant digraph.

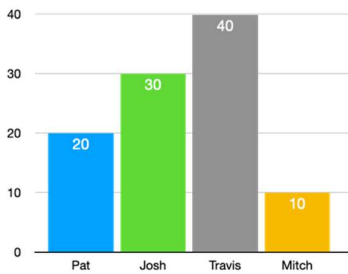
2

3

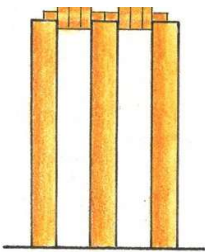
munching




graph



wicket



cricket



cricket